


SPIRAL WOUND GASKET DIMENSIONS

Dimensions of Spiral Wound Gaskets ASME B16.20 for RF Flanges ASME B16.5

150 CLASS

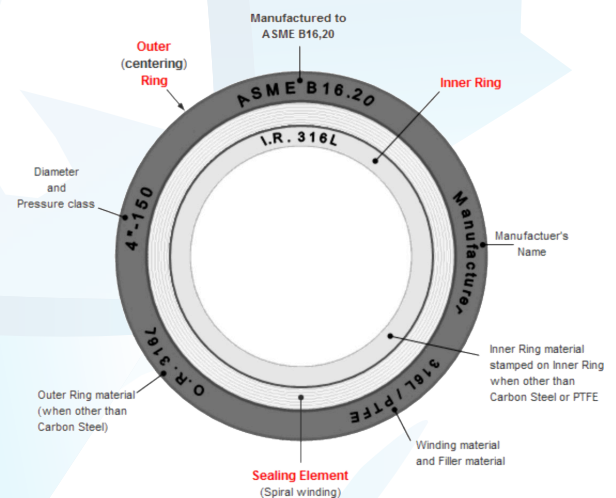


d1 = Inside diameter when inner ring used
d2 = Inside diameter sealing element when no inner ring used
d3 = Outside diameter of sealing element
d4 = Outside diameter of outer ring

NPS (inch)	Inner Ring (mm)		Sealing Element (mm)		Outer Ring (mm)
	d1	d2	d3	d4	
1/2"	14.2	19.1	31.8	47.8	
3/4"	20.6	25.4	39.6	57.2	
1"	26.9	31.8	47.8	66.8	
1 1/4"	38.1	47.8	60.5	76.2	
1 1/2"	44.5	54.1	69.9	85.9	
2"	55.6	69.9	85.9	104.9	
2 1/2"	66.5	82.6	98.6	124	
3"	81	101.6	120.7	136.7	
4"	106.4	127	149.4	174.8	
5"	131.8	155.7	177.8	196.9	
6"	157.2	182.6	209.6	222.3	
8"	215.9	233.4	263.7	279.4	
10"	268.2	287.3	317.5	339.9	
12"	317.5	339.9	374.7	409.7	
14"	349.3	371.6	406.4	450.9	
16"	400.1	422.4	463.6	514.4	
18"	449.3	474.7	527.1	549.4	
20"	500.1	525.5	577.9	606.6	
24"	603.3	628.7	685.8	717.6	

NOTES

- Sealing element thickness 4.45mm.
- Inner and Outer ring thickness 2.97mm - 3.33mm.
- Inner ring inside diameters shown for 1 1/4" to 2 1/2" class 1500 and 2500 will produce inner ring widths of 0.12 inches, a practical minimum for production purposes.
- Outside diameter tolerances for;
 - for 1/2" to 8" is ± 0.8 mm
 - for 10" to 24" is ± 1.5 mm - 0.8mm.
- As there are no class 400 flanges 1/2" to 3" use class 600, and for class 900 flanges 1/2" to 2 1/2" use class 1500, and there is no class 2500 flanges 14" and larger.
- ASME B16.20 doesn't cover class 400 flanges up to 3", or class 900 flanges up to 2 1/2".
- ASME B16.20 coverage for spiral wound gaskets requires the use of solid metal inner rings in;
 - pressure class 900 nominal pipe sizes 24" and larger
 - pressure class 1500, nominal pipe sizes 12" and larger
 - pressure class 2500, nominal pipe size 4" and larger
 - all PTFE filled gaskets.




WORLD'S LARGEST VALVE & ACTUATOR STOCK RANGE
 ASME 150 TO 2500 CLASS API/ ANSI VALVES & PNEUMATIC
 ACTUATORS. FULL STOCK LIST:

www.globalsupplyline.com.au/stock-list-valves/

Dimensions of Spiral Wound Gaskets ASME B16.20 for RF Flanges ASME B16.5

300 CLASS

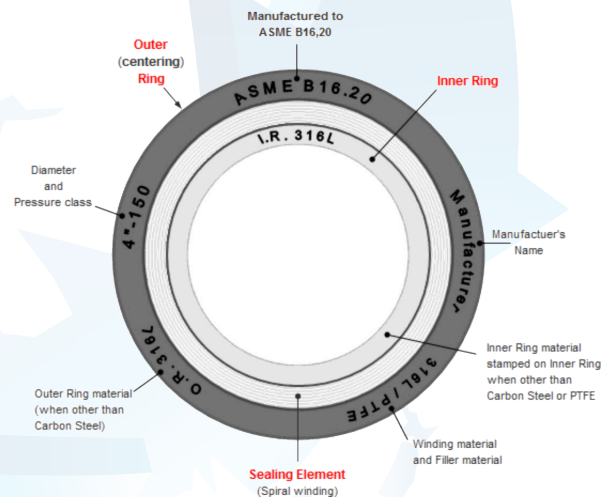


d1 = Inside diameter when inner ring used
d2 = Inside diameter sealing element when no inner ring used
d3 = Outside diameter of sealing element
d4 = Outside diameter of outer ring

NPS (inch)	Inner Ring (mm)		Sealing Element (mm)		Outer Ring (mm)
	d1	d2	d3	d4	
1/2"	14.2	19.1	31.8	54.1	
3/4"	20.6	25.4	39.6	66.8	
1"	26.9	31.8	47.8	73.2	
1 1/4"	38.1	47.8	60.5	82.6	
1 1/2"	44.5	54.1	69.9	95.3	
2"	55.6	69.9	85.9	111.3	
2 1/2"	66.5	82.6	98.6	130.3	
3"	81	101.6	120.7	149.4	
4"	106.4	127	149.4	181.1	
5"	131.8	155.7	177.8	215.9	
6"	157.2	182.6	209.6	251	
8"	215.9	233.4	263.7	308.1	
10"	268.2	287.3	317.5	362	
12"	317.5	339.9	374.7	422.4	
14"	349.3	371.6	406.4	485.9	
16"	400.1	422.4	463.6	539.8	
18"	449.3	474.7	527.1	596.9	
20"	500.1	525.6	577.9	654.1	
24"	603.3	628.7	685.8	774.7	

NOTES


- Sealing element thickness 4.45mm.
- Inner and Outer ring thickness 2.97mm - 3.33mm.
- Inner ring inside diameters shown for 1 1/4" to 2 1/2" class 1500 and 2500 will produce inner ring widths of 0.12 inches, a practical minimum for production purposes.
- Outside diameter tolerances for;
 - for 1/2" to 8" is $\pm 0.8\text{mm}$
 - for 10" to 24" is $\pm 1.5\text{mm} - 0.8\text{mm}$.
- As there are no class 400 flanges 1/2" to 3" use class 600, and for class 900 flanges 1/2" to 2 1/2" use class 1500, and there is no class 2500 flanges 14" and larger.
- ASME B16.20 doesn't cover class 400 flanges up to 3", or class 900 flanges up to 2 1/2".
- ASME B16.20 coverage for spiral wound gaskets requires the use of solid metal inner rings in;
 - pressure class 900 nominal pipe sizes 24" and larger
 - pressure class 1500, nominal pipe sizes 12" and larger
 - pressure class 2500, nominal pipe size 4" and larger
 - all PTFE filled gaskets.



WORLD'S LARGEST VALVE & ACTUATOR STOCK RANGE
 ASME 150 TO 2500 CLASS API/ ANSI VALVES & PNEUMATIC
 ACTUATORS. FULL STOCK LIST:
www.globalsupplyline.com.au/stock-list-valves/

Dimensions of Spiral Wound Gaskets ASME B16.20 for RF Flanges ASME B16.5

400 CLASS

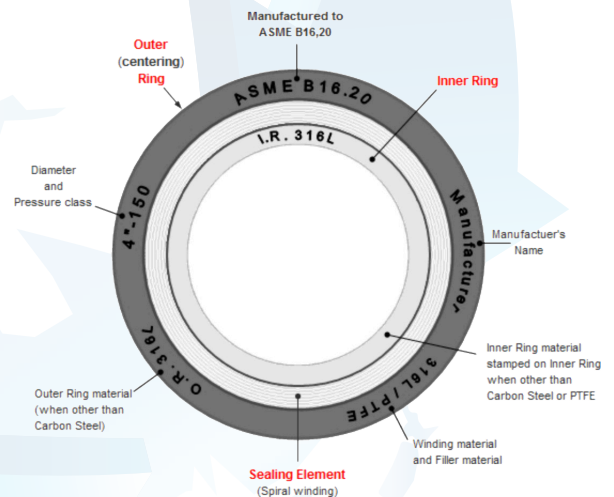


d1 = Inside diameter when inner ring used
d2 = Inside diameter sealing element when no inner ring used
d3 = Outside diameter of sealing element
d4 = Outside diameter of outer ring

NPS (inch)	Inner Ring (mm)		Sealing Element (mm)		Outer Ring (mm)
	d1	d2	d3	d4	
1/2"	14.2	19.1	31.8	54.1	
3/4"	20.6	25.4	39.6	66.8	
1"	26.9	31.8	47.8	73.2	
1 1/4"	38.1	47.8	60.5	82.6	
1 1/2"	44.5	54.1	69.9	95.3	
2"	55.6	69.9	85.9	111.3	
2 1/2"	6.5	82.6	98.6	130.3	
3"	81	101.6	120.7	149.4	
4"	102.6	120.7	149.4	177.8	
5"	128.3	147.6	177.8	212.9	
6"	154.9	174.8	209.6	247.7	
8"	205.7	225.6	263.7	304.8	
10"	255.3	274.6	317.5	358.9	
12"	307.3	327.2	374.7	419.1	
14"	342.9	362	406.4	482.6	
16"	389.9	412.8	463.6	536.7	
18"	438.2	469.9	527.1	593.9	
20"	489	520.7	577.9	647.7	
24"	590.6	628.7	685.8	768.4	

NOTES


- Sealing element thickness 4.45mm.
- Inner and Outer ring thickness 2.97mm - 3.33mm.
- Inner ring inside diameters shown for 1 1/4" to 2 1/2" class 1500 and 2500 will produce inner ring widths of 0.12 inches, a practical minimum for production purposes.
- Outside diameter tolerances for;
 - for 1/2" to 8" is $\pm 0.8\text{mm}$
 - for 10" to 24" is $\pm 1.5\text{mm} - 0.8\text{mm}$.
- As there are no class 400 flanges 1/2" to 3" use class 600, and for class 900 flanges 1/2" to 2 1/2" use class 1500, and there is no class 2500 flanges 14" and larger.
- ASME B16.20 doesn't cover class 400 flanges up to 3", or class 900 flanges up to 2 1/2".
- ASME B16.20 coverage for spiral wound gaskets requires the use of solid metal inner rings in;
 - pressure class 900 nominal pipe sizes 24" and larger
 - pressure class 1500, nominal pipe sizes 12" and larger
 - pressure class 2500, nominal pipe size 4" and larger
 - all PTFE filled gaskets.



WORLD'S LARGEST VALVE & ACTUATOR STOCK RANGE
 ASME 150 TO 2500 CLASS API/ ANSI VALVES & PNEUMATIC
 ACTUATORS. FULL STOCK LIST:
www.globalsupplyline.com.au/stock-list-valves/

Dimensions of Spiral Wound Gaskets ASME B16.20 for RF Flanges ASME B16.5

600 CLASS

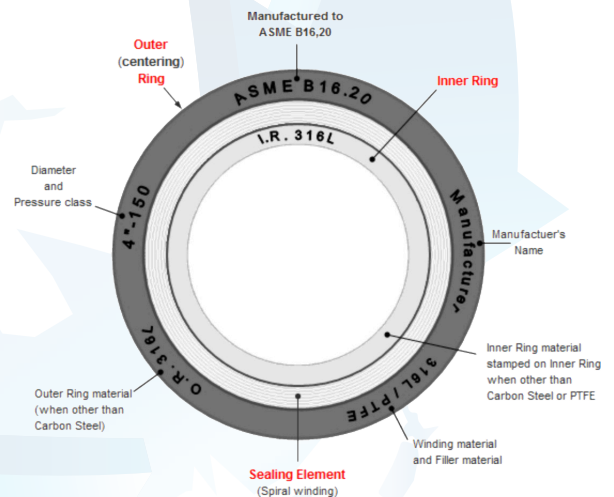


d1 = Inside diameter when inner ring used
d2 = Inside diameter sealing element when no inner ring used
d3 = Outside diameter of sealing element
d4 = Outside diameter of outer ring

NPS (inch)	Inner Ring (mm)		Sealing Element (mm)		Outer Ring (mm)
	d1	d2	d3	d4	
1/2"	14.2	19.1	31.8	54.1	
3/4"	20.6	25.4	39.6	66.8	
1"	26.9	31.8	47.8	73.2	
1 1/4"	38.1	47.8	60.5	82.6	
1 1/2"	44.5	54.1	69.9	95.3	
2"	55.6	69.9	85.9	111.3	
2 1/2"	66.5	82.6	98.6	130.3	
3"	78.7	101.6	120.7	149.4	
4"	102.6	120.7	149.4	193.8	
5"	128.3	147.6	177.8	241.3	
6"	154.9	174.8	209.6	266.7	
8"	205.7	225.6	263.7	320.8	
10"	255.3	274.6	317.5	400.1	
12"	307.3	327.2	374.7	457.2	
14"	342.9	362	406.4	492.3	
16"	389.9	412.8	463.6	565.2	
18"	438.2	469.9	527.1	612.9	
20"	489	520.7	577.9	682.8	
24"	590.6	628.7	685.8	790.7	

NOTES


- Sealing element thickness 4.45mm.
- Inner and Outer ring thickness 2.97mm - 3.33mm.
- Inner ring inside diameters shown for 1 1/4" to 2 1/2" class 1500 and 2500 will produce inner ring widths of 0.12 inches, a practical minimum for production purposes.
- Outside diameter tolerances for;
 - for 1/2" to 8" is $\pm 0.8\text{mm}$
 - for 10" to 24" is $\pm 1.5\text{mm} - 0.8\text{mm}$.
- As there are no class 400 flanges 1/2" to 3" use class 600, and for class 900 flanges 1/2" to 2 1/2" use class 1500, and there is no class 2500 flanges 14" and larger.
- ASME B16.20 doesn't cover class 400 flanges up to 3", or class 900 flanges up to 2 1/2".
- ASME B16.20 coverage for spiral wound gaskets requires the use of solid metal inner rings in;
 - pressure class 900 nominal pipe sizes 24" and larger
 - pressure class 1500, nominal pipe sizes 12" and larger
 - pressure class 2500, nominal pipe size 4" and larger
 - all PTFE filled gaskets.



WORLD'S LARGEST VALVE & ACTUATOR STOCK RANGE
 ASME 150 TO 2500 CLASS API/ ANSI VALVES & PNEUMATIC
 ACTUATORS. FULL STOCK LIST:
www.globalsupplyline.com.au/stock-list-valves/

Dimensions of Spiral Wound Gaskets ASME B16.20 for RF Flanges ASME B16.5

900 CLASS

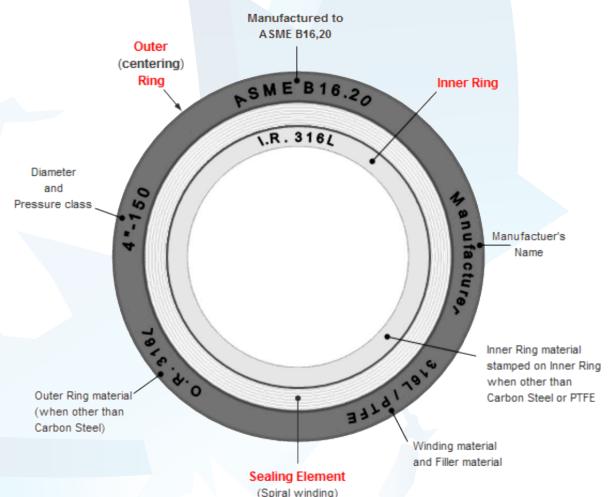


d1 = Inside diameter when inner ring used
d2 = Inside diameter sealing element when no inner ring used
d3 = Outside diameter of sealing element
d4 = Outside diameter of outer ring

NPS (inch)	Inner Ring (mm)		Sealing Element (mm)		Outer Ring (mm)
	d1	d2	d3	d4	
1/2"	14.2	19.1	31.8	63.5	
3/4"	20.6	25.4	39.6	69.9	
1"	26.9	31.8	47.8	79.5	
1 1/4"	33.3	39.6	60.5	88.9	
1 1/2"	41.4	47.8	69.9	98.6	
2"	52.3	58.7	85.9	143	
2 1/2"	63.5	69.9	98.6	165.1	
3"	78.7	95.3	120.7	168.4	
4"	102.6	120.7	149.4	206.5	
5"	128.3	147.6	177.8	247.7	
6"	154.9	174.8	209.6	289.1	
8"	196.9	222.3	257.3	358.9	
10"	246.1	276.4	311.2	435.1	
12"	292.1	323.9	368.3	498.6	
14"	320.8	355.6	400.1	520.7	
16"	374.7	412.8	457.2	574.8	
18"	425.5	463.6	520.7	638.3	
20"	482.6	520.7	571.5	698.5	
24"	590.6	628.7	679.5	838.2	

NOTES

- Sealing element thickness 4.45mm.
- Inner and Outer ring thickness 2.97mm - 3.33mm.
- Inner ring inside diameters shown for 1 1/4" to 2 1/2" class 1500 and 2500 will produce inner ring widths of 0.12 inches, a practical minimum for production purposes.
- Outside diameter tolerances for;
 - for 1/2" to 8" is $\pm 0.8\text{mm}$
 - for 10" to 24" is $\pm 1.5\text{mm} - 0.8\text{mm}$.
- As there are no class 400 flanges 1/2" to 3" use class 600, and for class 900 flanges 1/2" to 2 1/2" use class 1500, and there is no class 2500 flanges 14" and larger.
- ASME B16.20 doesn't cover class 400 flanges up to 3", or class 900 flanges up to 2 1/2".
- ASME B16.20 coverage for spiral wound gaskets requires the use of solid metal inner rings in;
 - pressure class 900 nominal pipe sizes 24" and larger
 - pressure class 1500, nominal pipe sizes 12" and larger
 - pressure class 2500, nominal pipe size 4" and larger
 - all PTFE filled gaskets.




WORLD'S LARGEST VALVE & ACTUATOR STOCK RANGE
 ASME 150 TO 2500 CLASS API/ ANSI VALVES & PNEUMATIC
 ACTUATORS. FULL STOCK LIST:

www.globalsupplyline.com.au/stock-list-valves/

Dimensions of Spiral Wound Gaskets ASME B16.20 for RF Flanges ASME B16.5

1500 CLASS

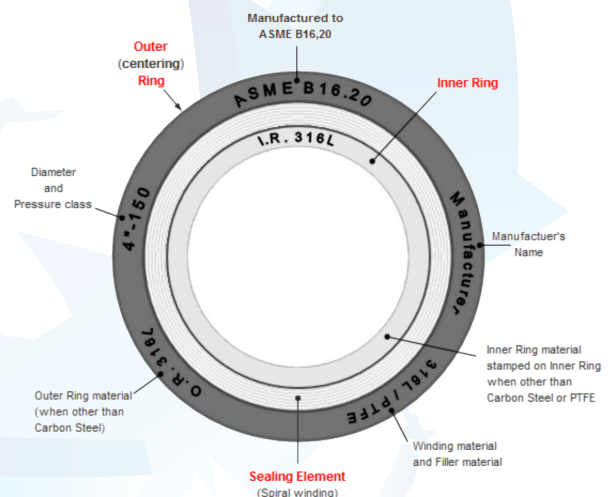


d1 = Inside diameter when inner ring used
d2 = Inside diameter sealing element when no inner ring used
d3 = Outside diameter of sealing element
d4 = Outside diameter of outer ring

NPS (inch)	Inner Ring (mm)		Sealing Element (mm)		Outer Ring (mm)
	d1	d2	d3	d4	
1/2"	14.2	19.1	31.8	63.5	
3/4"	20.6	25.4	39.6	69.9	
1"	26.9	31.8	47.8	79.5	
1 1/4"	33.3	39.6	60.5	88.9	
1 1/2"	41.4	47.8	69.9	98.6	
2"	52.3	58.7	85.9	143	
2 1/2"	63.5	69.9	98.6	165.1	
3"	78.7	92.2	120.7	174.8	
4"	97.8	117.6	149.4	209.6	
5"	124.5	143	177.8	254	
6"	147.3	171.5	209.6	282.7	
8"	196.9	215.9	257.3	352.6	
10"	246.1	266.7	311.2	435.1	
12"	292.1	323.9	368.3	520.7	
14"	320.8	362	400.1	577.9	
16"	374.7	406.4	457.2	641.4	
18"	425.5	463.6	520.7	704.9	
20"	476.3	514.4	571.5	755.7	
24"	577.9	616	679.5	901.7	

NOTES

- Sealing element thickness 4.45mm.
- Inner and Outer ring thickness 2.97mm - 3.33mm.
- Inner ring inside diameters shown for 1 1/4" to 2 1/2" class 1500 and 2500 will produce inner ring widths of 0.12 inches, a practical minimum for production purposes.
- Outside diameter tolerances for;
 - for 1/2" to 8" is $\pm 0.8\text{mm}$
 - for 10" to 24" is $\pm 1.5\text{mm} - 0.8\text{mm}$.
- As there are no class 400 flanges 1/2" to 3" use class 600, and for class 900 flanges 1/2" to 2 1/2" use class 1500, and there is no class 2500 flanges 14" and larger.
- ASME B16.20 doesn't cover class 400 flanges up to 3", or class 900 flanges up to 2 1/2".
- ASME B16.20 coverage for spiral wound gaskets requires the use of solid metal inner rings in;
 - pressure class 900 nominal pipe sizes 24" and larger
 - pressure class 1500, nominal pipe sizes 12" and larger
 - pressure class 2500, nominal pipe size 4" and larger
 - all PTFE filled gaskets.




WORLD'S LARGEST VALVE & ACTUATOR STOCK RANGE
 ASME 150 TO 2500 CLASS API/ ANSI VALVES & PNEUMATIC
 ACTUATORS. FULL STOCK LIST:

www.globalsupplyline.com.au/stock-list-valves/

Dimensions of Spiral Wound Gaskets ASME B16.20 for RF Flanges ASME B16.5

2500 CLASS

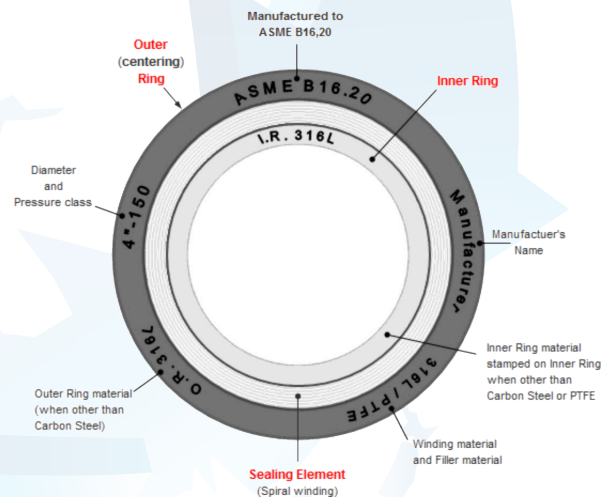


d1 = Inside diameter when inner ring used
d2 = Inside diameter sealing element when no inner ring used
d3 = Outside diameter of sealing element
d4 = Outside diameter of outer ring

NPS (inch)	Inner Ring (mm)		Sealing Element (mm)		Outer Ring (mm)
	d1	d2	d3	d4	
1/2"	14.2	19.1	31.8	69.9	
3/4"	20.6	25.4	39.6	76.2	
1"	26.9	31.8	47.8	85.9	
1 1/4"	33.3	39.6	60.5	104.9	
1 1/2"	41.4	47.8	69.9	117.6	
2"	52.3	58.7	85.9	146	
2 1/2"	63.5	69.9	98.6	168.4	
3"	78.7	92.2	120.7	196.9	
4"	97.8	117.6	149.4	235	
5"	124.5	143	177.8	279.4	
6"	147.3	171.5	209.6	317.5	
8"	196.9	215.9	257.3	387.4	
10"	246.1	270	311.2	476.3	
12"	292.1	317.5	368.3	549.4	

NOTES

- Sealing element thickness 4.45mm.
- Inner and Outer ring thickness 2.97mm - 3.33mm.
- Inner ring inside diameters shown for 1 1/4" to 2 1/2" class 1500 and 2500 will produce inner ring widths of 0.12 inches, a practical minimum for production purposes.
- Outside diameter tolerances for;
 - for 1/2" to 8" is ± 0.8mm
 - for 10" to 24" is ±1.5mm - 0.8mm.
- As there are no class 400 flanges 1/2" to 3" use class 600, and for class 900 flanges 1/2" to 2 1/2" use class 1500, and there is no class 2500 flanges 14" and larger.
- ASME B16.20 doesn't cover class 400 flanges up to 3", or class 900 flanges up to 2 1/2".
- ASME B16.20 coverage for spiral wound gaskets requires the use of solid metal inner rings in;
 - pressure class 900 nominal pipe sizes 24" and larger
 - pressure class 1500, nominal pipe sizes 12" and larger
 - pressure class 2500, nominal pipe size 4" and larger
 - all PTFE filled gaskets.



~ World's Largest Valve & Actuator Stock Range ~

Global Supply Line provides this technical information to assist the valve community. Please share and refer us to any specifiers or purchasers of valves/actuators within your network.

Click here for our full online stock list <https://www.globalsupplyline.com.au/stock-list-valves/>

© Copyright Global Supply Line 2024